



DCIQ 2026.R1 Feature Review Webinar

Customer Success x Product
Management

Agenda

1. Welcome & Introduction

2. Feature Review

3. Patient Safety Check-In

4. Notices & Upcoming Events

5. Q&A

6. Open Discussion

7. Wrap Up

Welcome & Session Objectives

Highlight the features in DCIQ 2026.R1 to assist you in adopting functionality

Provide an open forum for feedback, and peer advice

Check-in on our current position with LFPSE to ensure alignment

Show how, and explain the why behind our features to support Patient Safety and Governance in DCIQ

Announcing our upcoming events for DCIQ including our Patient Safety Workshop & User Group

Feature Review

DCIQ 2026.R1

LFPSE Customisability Changes

A number of LFPSE fields have been updated from mandatory to optional, including:

“If Detection Point not found, please specify”

“When do you think this risk will cause harm?”

“If Risk Timeframe not found, please specify”

“If type of medical device not found, please specify”

“What is the radiotherapy incident code?”

“Which incident framework is your organisation operating under?” in the PSIRF section

When do you think this risk will cause harm?

Mandatory? Order:

Extra text:

Display as radio buttons

No sections or popup messages are linked to this field.

Add new action

If Risk Timeframe not found, please specify.

Mandatory? Order:

Extra text:

LFPSE Customisability Changes

“Did the event occur whilst the patient was under your organisation’s care?” Now mandatory by default in 2026.R1

This display logic is now hardcoded, ensuring correct behaviour and ongoing LFPSE compliance every time

PSIRF fields display dynamically

Why? These updates:

- Apply mandated national settings
- Standardise triggers and display logic


The screenshot shows a configuration interface for a PSIRF field. At the top, a dark blue header contains the text "Did the event occur whilst the patient was under your organisation's care?". Below this, there is an "Order:" label followed by a text input field. Underneath is an "Extra text:" label followed by a large, empty text area. Below the text area is a checkbox labeled "Display as radio buttons". A message below the checkbox states "No sections or popup messages are linked to this field." At the bottom of this section is a blue button labeled "Add new action". Below this section is another dark blue header with the text "Under which organisations care did the event occur?". Below this header, there is an "Order:" label followed by a text input field, and an "Advanced?" label followed by a checkbox.

Actions Enhancements

- When you add a new Action, the default status is active
- The ID is now available on the Action form

Why? Greater transparency and clarity, greater confidence actions are driving progress straight away

* Due Date



* Status

Inactive Active Completed

Attachments

Actions

Record Details

Module	Record ID
Events	88

General System Improvements

- System Admin > User List renamed to All Users
- In Listing and Crosstab reports, users can now show the full Location/Service hierarchy, or just the last node
- **System performance improvement! NEW refresh button & client-side caching**
- Document drag and drop is automatically enabled

Show Last Location/Service Node Only

Local Users

- All Users
- New User
- Pending Users
- Password policy

Refresh Status Counts Last updated: just now

Drag and drop
or
Browse files

Cancel Save

New document Delete section

* Link as

* Description

* Attach this file

Replace file DatixWeb LFPSE V6 Globals and API (1).pdf

General System Improvements

Locations

✖ Location

Locations / Hospital 2 / Hospital 2 - Area 1

Admin Filter

File Extension ↕	Enabled ↕	MIME Type ↕	Description ↕
ifb	<input type="checkbox"/>	text/calendar	Free/busy calendar information file
icalendar	<input type="checkbox"/>	text/calendar	iCalendar data file

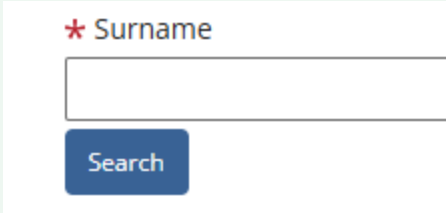
- Supported file types is set in System Config
- Locations & Services display alphabetically
- Full Service string now shown on Event and Investigations records
- Type, Category, Subcategory in Contributory Factors Framework fields can now be updated in System Admin > Edit Text Strings

	Placeholder Key ↕	Language ↕	Original Value ↕	Custom Value ↕
	COMPONENTS.CONTRIBUTORY_FACTORS.CATEGORY	English (United Kingdom)	Category	

System Configuration

Supported File Types Settings

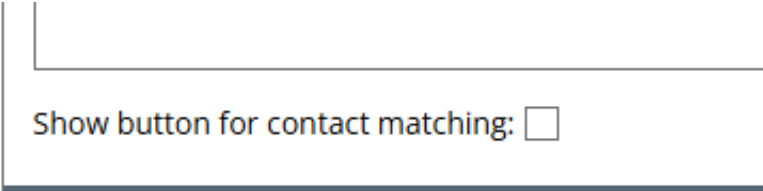
Contact Matching: Level 1 Changes



* Surname

	Parameter Name	Value	Note
Events Module	FORCE_L1_CONTACT_MATCHING		Forces contact matching on Level 1 forms before save; users must select an existing contact or create a new one if no match is found.
Events Module	ENFORCE_CONTACT_MATCHING_BY_ID	Y	ID based searching, meaning the contact ID must match the contact already in the system

Organisations can enforce ID-only matching, name-only matching, or both methods together. It is recommended to consider the existing CON_MATCH_CRITERIA_1 and CON_MATCH_CRITERIA_2 globals when setting up matching rules.



Show button for contact matching:

Contact Matching: Level 2 Changes

MULTI_ID_NUMBER_SECTION = Y: con_id_number, con_number_type, con_forenames, con_surname

Primary Details

For example: NHS number, Name, Surname

- When the search is run, only records where all entered primary fields match exactly are returned
- Records with null values in those fields should not be returned

Single or Multiple Secondary Identifiers

For example: Email, Type, Date of Birth

- If you enter one or more secondary identifiers only records where all entered fields match exactly should be returned
- Records with null values in those fields should not be returned

Primary & Secondary Identifiers

For example: Name & Email combined

- Records where all primary and secondary fields match exactly should appear at the top of the results
- Records where primary fields match but secondary fields are null should appear below the exact matches

System Walkthrough

Let's take a look at ACL and Investigations module changes

Investigations: R1 features

Master feature reference #	Master feature name
DCIQINV-E-26	Workflow - Event service copied from source record/event to Investigation
DCIQINV-E-28	UI - Display full location and service string for events
DCIQGEN-E-292	Access to Investigations by user's service
DCIQGEN-E-293	Access - Read only access to Investigations based on a user's service
DCIQGEN-E-447	Investigation linked events table generates modal on click with link to source record
DCIQINV-E-29	Access to events by location (RCA)
DCIQINV-E-30	Access to events by service (RCA)
DCIQINV-E-33	Investigation tools - Events which have no start time or end time are still displayed on the time person grid

Investigations: R1 features

Master feature reference #	Master feature name
DCIQINV-E-36	UI - Allowing filtering of Investigations based on additional criteria
DCIQINV-E-40	Users available for manual role assignment in Investigations, Recommendations, and Controls, can be limited to only those matching the user's location or service
DCIQGEN-E-291	Access - It is possible to specify which ACL groups a local admin can assign on a user or group basis
DCIQPLAT-E-256	Access to any Recommendations linked to an Investigation to which a user has access
DCIQREC-E-19	Access to any Controls linked to a Recommendation to which a user has access
DCIQGEN-E-405	Filtering for Investigations events
DCIQGEN-E-505	Access to all Investigation events
DCIQGEN-E-543	Access - Read only access to Investigations based on a user's location

Patient Safety Check- In

April 2026

LFPSE Current Position

DCIQ 2026.R1

LFPSE V5
Taxonomy remains
fully supported
within DCIQ and
is compliant

All CQC statutory
notification
requirements
continue to be met

Our priority is to
ensure that the
move to V6 is stable,
compliant, and
seamless

**Estimated
July 2026
Release**

Notices & Upcoming Events


DCIQ User Group

29th April 3:00-5:00pm

Focused collaboration where we can share experiences and explore practical insights

Agenda Snapshot:

- RLDatix Updates
- Patient Safety Check-In
- Community Spotlight
- Q&A / Open Discussion

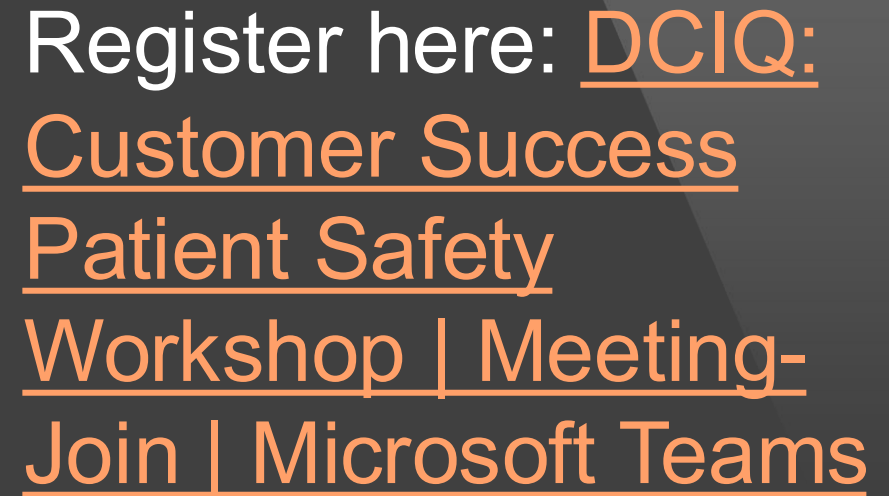


Register here: [Risk User Groups 2026: DCIQ | Meeting-Join | Microsoft Teams](#)

DCIQ Patient Safety Workshop

27th May 3:00-5:00pm, Virtual

- Patient Safety Landscape
- National Direction
- Preparing for Taxonomy 6
- What does good look like?
- Open Discussion



Register here: [DCIQ: Customer Success Patient Safety Workshop | Meeting-Join | Microsoft Teams](#)

Connected Health & Care Summit 2026

9th -10th July 2026
International Way,
Telford, Shropshire,
TF3 4JH

Call for papers is officially open! Deadline for award submissions is 1st May 2026

For more information on the event or the awards, please contact your Customer Success Manager, or click the link below

[Home - Connected Health & Care Summit 2026 | UK&I](#)





Q&A

Open Discussion

Your questions and perspectives help shape better outcomes, let's discuss openly